
Kindergarten NO PREP

HOME LEARNING PACKET #3

3 Weeks of Learning



Created by The Moffatt Girls

Dear Kindergarten Families,

Welcome to the Kindergarten Home Learning Packet!

This packet includes 3 weeks of work from home assignments. Each daily assignment consists of 5 pages math, literacy, sight words and more!

This packet is designed to serve as a review and extra practice. However, please monitor your child as they complete the assignments and feel free to help your child review any pages they find challenging.

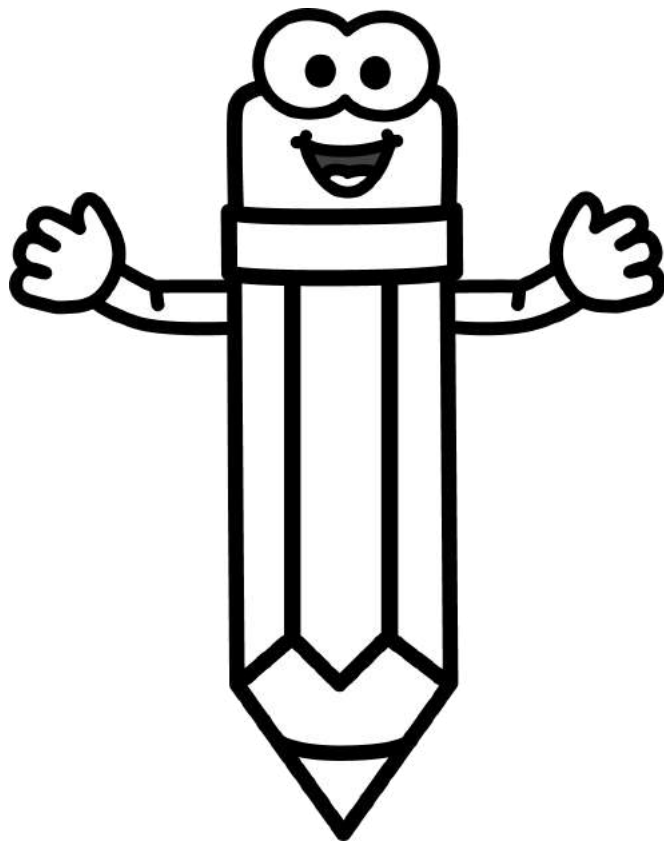
Other ideas to extend learning throughout the day:

- Name a letter, number, or sight word then have your child find it on mail, magazines, or packaging around the house.
- Have your child to write notes, letters, or signs. Encourage them to sound out words instead of asking how a word is spelled.
- Choose a sound. Have your child find something in the room that starts with the sound. For an extra challenge have them find something that ends with the sound instead.
- Encourage mathematical thinking with questions like, "If I give you 4 more crackers how many will you have?"
- Encourage your child to make predictions and then evaluate what happened. Ask, "What do you think will happen if we _____?" then ask, "What actually happened? Was it the same or different than your prediction?"

3 WEEKS OF INSTRUCTION

<p>Week 1 Day 1</p> <ul style="list-style-type: none"> <input type="checkbox"/> Number Words 1-5 <input type="checkbox"/> Greater and Less Than <input type="checkbox"/> Identify CVC Words <input type="checkbox"/> Journal Prompt Writing <input type="checkbox"/> CVC (-ed) Sentences 	<p>Week 2 Day 1</p> <ul style="list-style-type: none"> <input type="checkbox"/> Place Value <input type="checkbox"/> Time: Everyday Events <input type="checkbox"/> Spin and Write (-ut) <input type="checkbox"/> Sight Word Sentences <input type="checkbox"/> Nouns 	<p>Week 3 Day 1</p> <ul style="list-style-type: none"> <input type="checkbox"/> Telling Time <input type="checkbox"/> Place Value #11-19 <input type="checkbox"/> CVC Simple Stories <input type="checkbox"/> Sight Word Practice <input type="checkbox"/> Identify CVC (-ig) Words
<p>Week 1 Day 2</p> <ul style="list-style-type: none"> <input type="checkbox"/> Number Words 6-10 <input type="checkbox"/> Addition Practice <input type="checkbox"/> Writing CVC (-am) Words <input type="checkbox"/> Sight Word Sentences <input type="checkbox"/> Read and Match 	<p>Week 2 Day 2</p> <ul style="list-style-type: none"> <input type="checkbox"/> Comparing Numbers <input type="checkbox"/> Squares <input type="checkbox"/> Identify CVC (-um) Words <input type="checkbox"/> Journal Prompt Writing <input type="checkbox"/> CVC (-og) Stories 	<p>Week 3 Day 2</p> <ul style="list-style-type: none"> <input type="checkbox"/> Greater, Equal or Less <input type="checkbox"/> Addition to 10 <input type="checkbox"/> CVC (-ap) Practice <input type="checkbox"/> Read and Write Sentences <input type="checkbox"/> Journal Prompt Writing
<p>Week 1 Day 3</p> <ul style="list-style-type: none"> <input type="checkbox"/> Numbers 11-15 <input type="checkbox"/> 2D and 3D Shapes <input type="checkbox"/> CVC Read and Write <input type="checkbox"/> Journal Prompt Writing <input type="checkbox"/> CVC (-ob) Stories 	<p>Week 2 Day 3</p> <ul style="list-style-type: none"> <input type="checkbox"/> Money: Coins <input type="checkbox"/> Addition to 10 <input type="checkbox"/> CVC Word Search <input type="checkbox"/> Sight Word Sentences <input type="checkbox"/> Identify CVC (-un) Words 	<p>Week 3 Day 3</p> <ul style="list-style-type: none"> <input type="checkbox"/> Number Bonds <input type="checkbox"/> Riddle Writing <input type="checkbox"/> Sight Word Sentences <input type="checkbox"/> CVC Word Search <input type="checkbox"/> CVC (-it) Stories
<p>Week 1 Day 4</p> <ul style="list-style-type: none"> <input type="checkbox"/> Counting 1-20 <input type="checkbox"/> Telling Time <input type="checkbox"/> Identify CVC (-ip) Words <input type="checkbox"/> Sight Word Sentences <input type="checkbox"/> Read and Sequence 	<p>Week 2 Day 4</p> <ul style="list-style-type: none"> <input type="checkbox"/> Number Bonds <input type="checkbox"/> Color by Shape <input type="checkbox"/> CVC Word Search <input type="checkbox"/> Journal Prompt Writing <input type="checkbox"/> Simple Sentences 	<p>Week 3 Day 4</p> <ul style="list-style-type: none"> <input type="checkbox"/> Heavier and Lighter <input type="checkbox"/> Sorting Shapes <input type="checkbox"/> Word Families <input type="checkbox"/> Sight Word Practice <input type="checkbox"/> CVC (-ox) Sentences
<p>Week 1 Day 5</p> <ul style="list-style-type: none"> <input type="checkbox"/> Numbers 16-20 <input type="checkbox"/> Count and Compare <input type="checkbox"/> CVC Word Search <input type="checkbox"/> Journal Prompt Writing <input type="checkbox"/> CVC (-od) Sentences 	<p>Week 2 Day 5</p> <ul style="list-style-type: none"> <input type="checkbox"/> Counting: Pennies <input type="checkbox"/> Addition Practice <input type="checkbox"/> Journal Prompt Writing <input type="checkbox"/> Sight Word Read and Write <input type="checkbox"/> Read and Sequence 	<p>Week 3 Day 5</p> <ul style="list-style-type: none"> <input type="checkbox"/> Counting to 100 <input type="checkbox"/> Subtract from 10 <input type="checkbox"/> Compound Words <input type="checkbox"/> Digraphs (-sh) <input type="checkbox"/> Journal Prompt Writing


My Home Learning Packet



Name:

Name: _____

Number Words: Cut and Paste



Numbers


1-5

Color

Trace

Glue







1	one	
2	two	
3	three	
4	four	
5	five	



Name: _____

Count and Compare: Candy

Directions: Count the candy in the jars. Write how many on the lines.
Put $<$, $>$, or $=$. Color the jar that has more candy.







 <p>_____</p> <p>_____</p>	 <p>_____</p> <p>_____</p>
 <p>_____</p> <p>_____</p>	 <p>_____</p> <p>_____</p>
 <p>_____</p> <p>_____</p>	 <p>_____</p> <p>_____</p>

Name _____


Short a

Roll, Read and Color a Rhyme

Directions: Roll a die. Color a butterfly that matches your roll.

	-at words (red)
	-an words (orange)
	-ap words (yellow)
	-ag words (green)
	-ab words (blue)
	-ad words (purple)

Name: _____



Large empty box for writing.

I Can...

use a capital letter.

The cat is big.

use finger spaces.




sound out words.

c-a-t = cat

use punctuation.

. ? !


draw a picture.



My favorite weather is _____

Blank handwriting lines for writing the answer.

sunny



rainy



snowy



stormy



windy



Name _____

I Can Read Simple Sentences

Directions: Read the words in the Word Bank.

-ed
family

Word Bank

bed

fed

led

red

wed

Ned

Ted

Directions: Read the sentences. Color the circle that matches the picture.



I like my new bed.

I like the color red.



Jan fed her dog.

Ned made his bed.



The taxi led me home.

Where is my red bag?



He has not been fed.

I like to make my bed.




What led you here?

Kim and Ted were wed.

Name: _____

Number Words: Cut and Paste








Numbers






6-10

Color

Trace

Glue

 6	six	
 7	seven	
 8	eight	
 9	nine	
 10	ten	




Name: _____

Count On with Addition Set I

Directions: Say the number. Count on with the objects.
Write the answer.

3

+



=

2


+



=

5

+



=

4

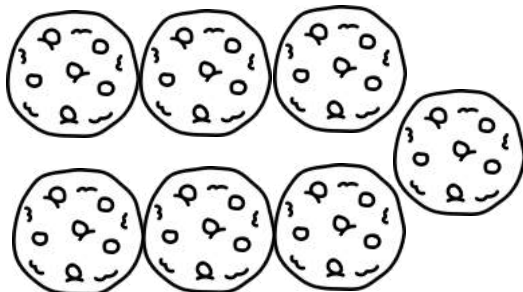
+



=

1

+



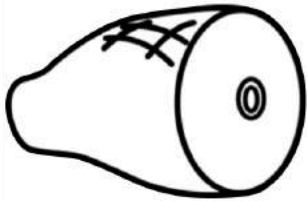
=

Name _____

Sound it Out!

-am
family


Directions: Color or dot the beginning, middle and ending sound for each picture.
Read the sentence and write the new word. Color the picture.



h i m
c a n

I love to eat


_____.



j u t
r a m

She loves red

_____.



h a m
r e d

He was a big

_____.



y e n
r a m

I do not want a

_____.



h a m
d e n

He built a

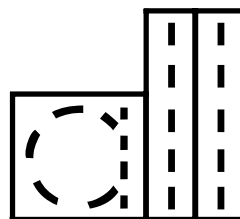
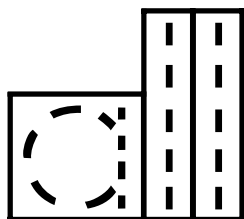
_____.


Name: _____

all


Sight Word Sentences

Trace the sight word. Write the sight word.
Write the missing sight word in each sentence.




He ate  that jam.

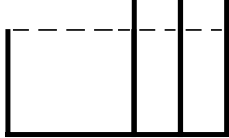


He ate  that fig.



He ate  that yam.



He ate  that dip.



He ate  that ham.




Name _____

I Can Read it
3 times:



Read and Sequence: Look and See



Directions: Read the story.

Cut and paste the pictures to show the order of events.

Look and See

Look! What do you see?

I see my brown cat looking at me.

I see my mom, and I see my dad.

I see our yellow and blue van.

I look again, and I see me!

The End

First,

1

Next,


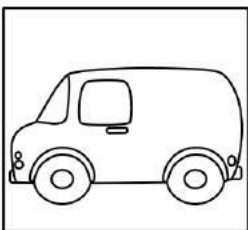
2

Then,


3

Last

4



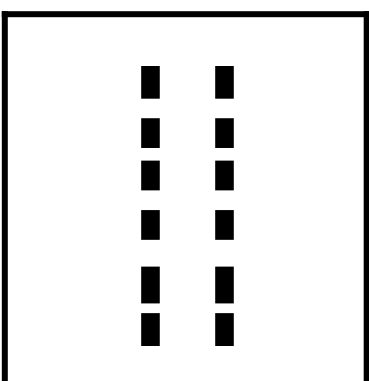
This is me.

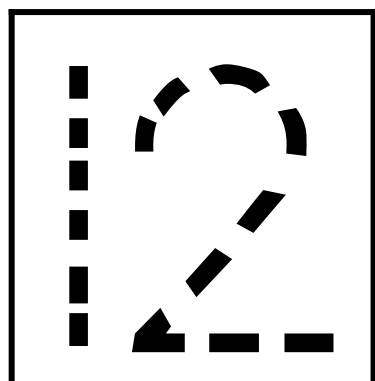



Name: _____

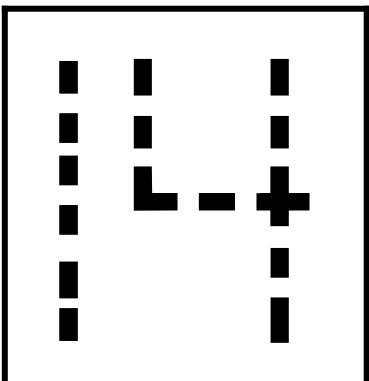
Numbers 11-15 Count and Match

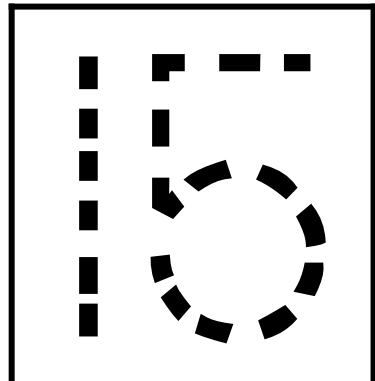
Directions: Trace the number in the box.
Cut and paste the tally mark set that matches.

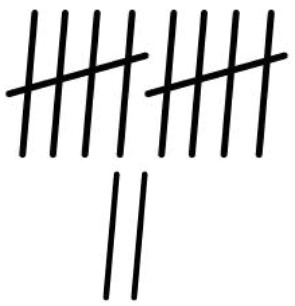
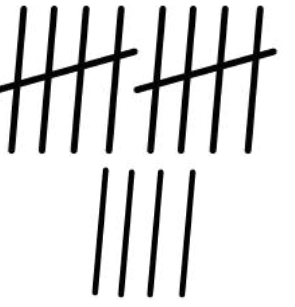

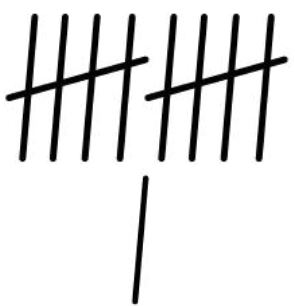
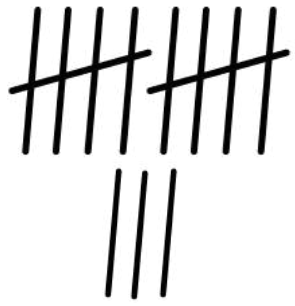

















Name: _____

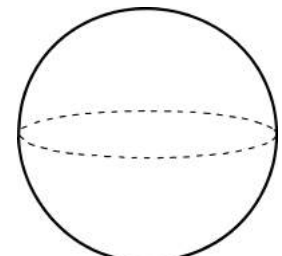

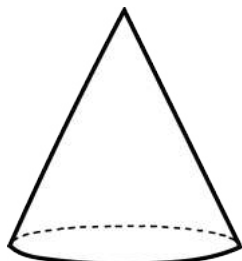
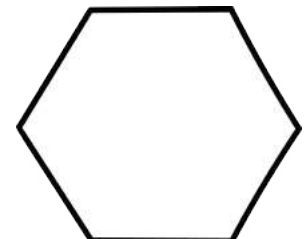
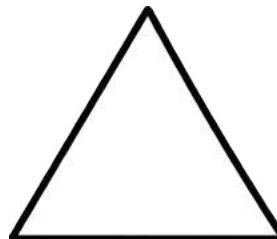
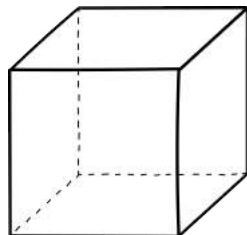


Sorting Flat and Solid Shapes Set I

Directions: Cut and paste each shape to the correct column.


**FLAT
SHAPES**



**SOLID
SHAPES**



Name: _____



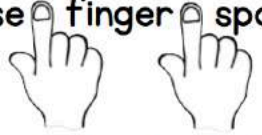
Large empty box for drawing or writing.

I Can...

use a capital letter.

The cat is big.

use finger spaces.




sound out words.

c-a-t = cat

use punctuation.

. ? !


draw a picture.




I like to collect _____

Three sets of handwriting lines (top solid, middle dashed, bottom solid) for practicing the sentence.

horses



airplanes



stamps



stuffed animals



cars




Name: _____

-ob
Family

I Can Read Simple Stories!

Directions: Read the story. Highlight the -ob family words.
Answer the questions. Write the correct word on the line.



Bob's New Job

Bob got a new job.

Bob likes his new job.

One day, a man tried to rob Bob.

Bob began to sob.



"Please do not rob from me," said Bob.

1. What did Bob get?
_____.

bob cob job

2. What did the man
try to do to Bob?
_____.

job mob rob

3. Bob began to
_____.

sob rob mob

4. Bob said, "Please do
not _____
from me."

bob sob rob

Name: _____

I Can Count 1-20

Directions: Cut and paste the missing numbers.








1		3	4	
6		8		10
	12		14	
		18		20

13	5	16	17	11
7	19	9	15	2

Name: _____

Time to the Hour Set I

Directions: Match the correct time.



12:00

7:00

10:00

8:00

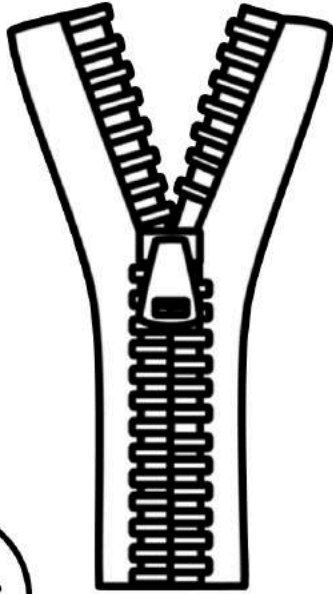
11:00

9:00

Name _____

Read and Dot the -ip Family Words

Directions: Dot mark the -ip family words.



vat lip sip fad rip lag zip RAM mat tin cat box sat tip bin hat bit bag hip

nip ham BET dip fan mat pig dad

Directions: Write six words from the -ip family.

1. _____	3. _____	5. _____
2. _____	4. _____	6. _____

Directions: Write two sentences using -ip family words.

1. _____

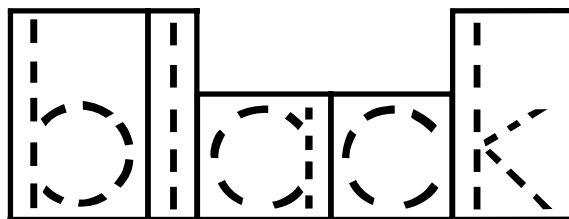
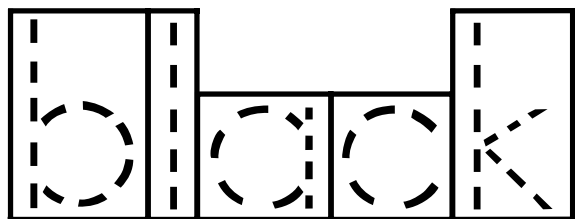
2. _____

Name: _____

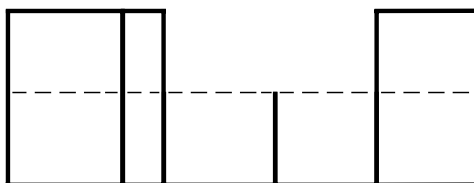
black

Sight Word Sentences

Trace the sight word. Write the sight word.
Write the missing sight word in each sentence.



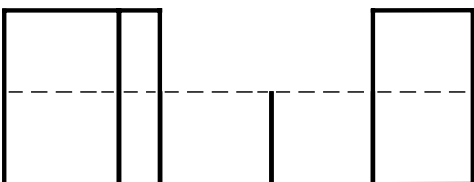
I have a




cat.



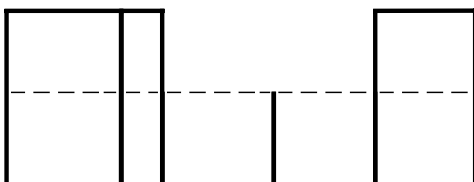
I have a



bug.



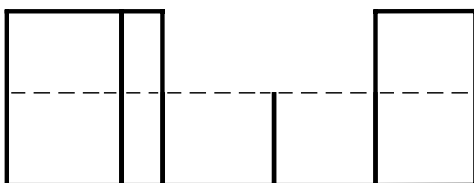
I have a



hat.



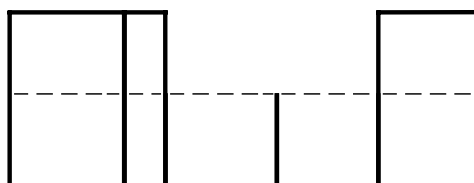
I have a



hen.



I have a



wig.



Name _____

I Can Read it
3 times:



Read and Sequence: What Can We Eat?

Directions: Read the story.

Cut and paste the pictures to show the order of events.



What Can We Eat?

What can we eat?

Ben wants to eat a very big sub.

Jan likes to eat pink ham.

Jon will eat red jam. He likes it a lot.

Kim will eat dip! Yum, yum!

The End

First,

1

Next,

2

Then,

3

Last

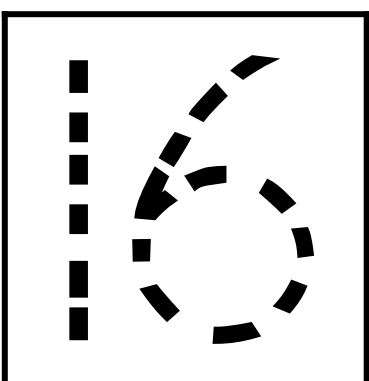
4

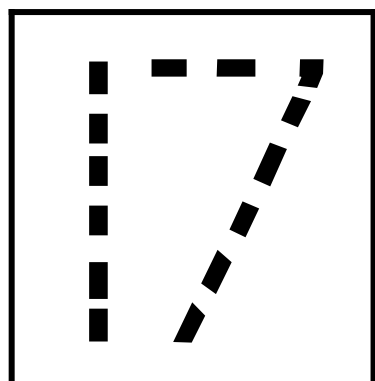


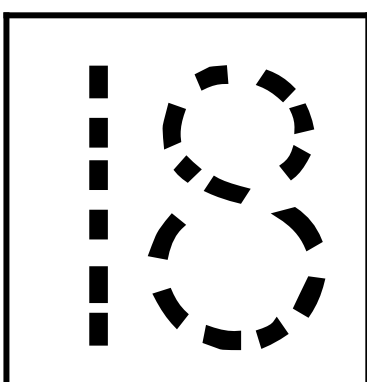
Name: _____

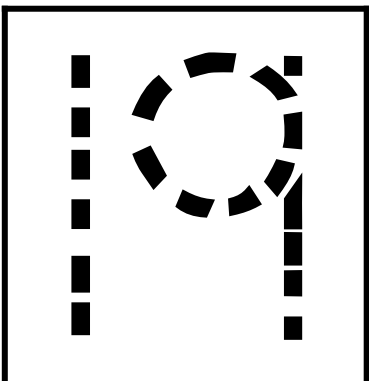
Numbers 16-20 Count and Match

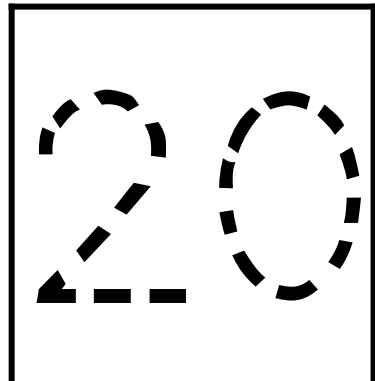
Directions: Trace the number in the box.
Cut and paste the tally mark set that matches.

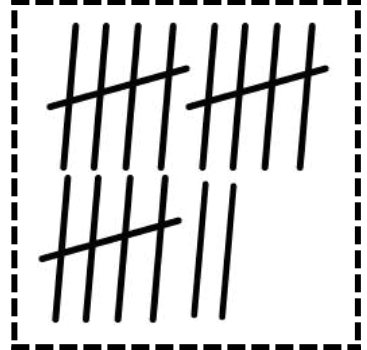

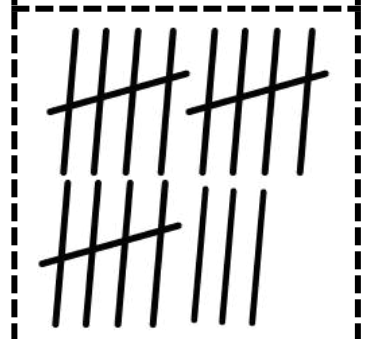
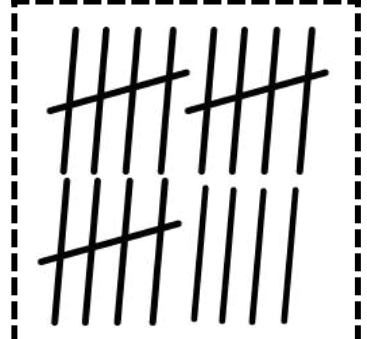
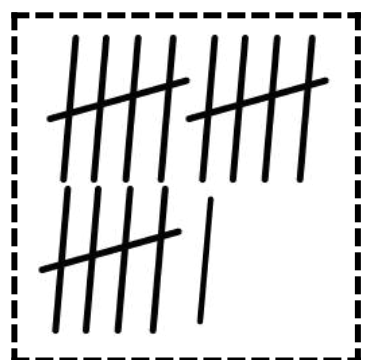









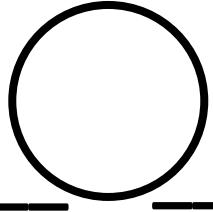

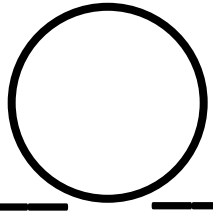












Name: _____

Count and Compare: Sprinkles

Directions: Count the sprinkles on the donuts. Write how many on the lines.
Put $<$, $>$, or $=$. Color the donut that has more sprinkles.


 	 
 	 
 	 

Name _____

Find and Record -in Words


Directions: Find the hidden words. Record them in the correct columns.

Real -in Words		Silly -in Words	
1. _____	4. _____	1. _____	4. _____
2. _____	5. _____	2. _____	5. _____
3. _____	6. _____	3. _____	_____



Write a sentence using some of the real words.

Name: _____



Large empty box for drawing or writing.

I Can...

use a capital letter.

The cat is big.

use finger spaces.




sound out words.

c-a-t = cat

use punctuation.

. ? !

draw a picture.




At the aquarium

Handwriting practice lines with dashed midlines.


starfish



octopus




sea turtle



seahorse



jellyfish



Name _____

I Can Read Simple Sentences

Directions: Read the words in the Word Bank.

-od
family

Word Bank

cod

nod

pod

rod


sod

Tod

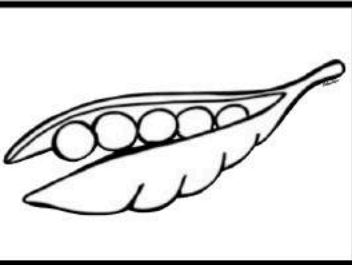
Directions: Read the sentences. Color the circle that matches the picture.




- Look at the new rod!
- I like to eat cod.



- The sod is green.
- Please nod your head.



- Let's fish with my rod!
- There are peas in a pod.



- Cod is a kind of fish.
- Tod is my dad.









- His name is Tod.
- What is in the pod?

Name: _____

Place Value: Match it Up!

Directions: Cut and paste a yarn to match the number.



	<table border="1"><tr><td>●</td><td>●</td></tr><tr><td>●</td><td>●</td></tr><tr><td>●</td><td>●</td></tr><tr><td>●</td><td>●</td></tr><tr><td>●</td><td>●</td></tr></table>	●	●	●	●	●	●	●	●	●	●	<table border="1"><tr><td>●</td><td>●</td></tr><tr><td>●</td><td>●</td></tr><tr><td>●</td><td> </td></tr><tr><td>●</td><td> </td></tr><tr><td>●</td><td> </td></tr><tr><td>●</td><td> </td></tr></table>	●	●	●	●	●		●		●		●		<div style="border: 1px solid black; width: 100%; height: 100%;"></div>		
●	●																										
●	●																										
●	●																										
●	●																										
●	●																										
●	●																										
●	●																										
●																											
●																											
●																											
●																											
	<table border="1"><tr><td>●</td><td>●</td></tr><tr><td>●</td><td>●</td></tr><tr><td>●</td><td>●</td></tr><tr><td>●</td><td>●</td></tr><tr><td>●</td><td> </td></tr></table>	●	●	●	●	●	●	●	●	●		<table border="1"><tr><td>●</td><td> </td></tr><tr><td>●</td><td> </td></tr><tr><td>●</td><td> </td></tr><tr><td>●</td><td> </td></tr><tr><td>●</td><td> </td></tr></table>	●		●		●		●		●		<div style="border: 1px solid black; width: 100%; height: 100%;"></div>				
●	●																										
●	●																										
●	●																										
●	●																										
●																											
●																											
●																											
●																											
●																											
●																											
	<table border="1"><tr><td>●</td><td>●</td></tr><tr><td>●</td><td>●</td></tr><tr><td>●</td><td>●</td></tr><tr><td>●</td><td>●</td></tr><tr><td>●</td><td>●</td></tr><tr><td>●</td><td> </td></tr></table>	●	●	●	●	●	●	●	●	●	●	●		<table border="1"><tr><td>●</td><td>●</td></tr><tr><td>●</td><td>●</td></tr><tr><td>●</td><td>●</td></tr><tr><td>●</td><td>●</td></tr><tr><td>●</td><td>●</td></tr><tr><td>●</td><td> </td></tr></table>	●	●	●	●	●	●	●	●	●	●	●		<div style="border: 1px solid black; width: 100%; height: 100%;"></div>
●	●																										
●	●																										
●	●																										
●	●																										
●	●																										
●																											
●	●																										
●	●																										
●	●																										
●	●																										
●	●																										
●																											
	<table border="1"><tr><td>●</td><td>●</td></tr><tr><td>●</td><td>●</td></tr><tr><td>●</td><td>●</td></tr><tr><td>●</td><td>●</td></tr><tr><td>●</td><td> </td></tr></table>	●	●	●	●	●	●	●	●	●		<table border="1"><tr><td>●</td><td>●</td></tr><tr><td>●</td><td> </td></tr><tr><td>●</td><td> </td></tr><tr><td>●</td><td> </td></tr><tr><td>●</td><td> </td></tr></table>	●	●	●		●		●		●		<div style="border: 1px solid black; width: 100%; height: 100%;"></div>				
●	●																										
●	●																										
●	●																										
●	●																										
●																											
●	●																										
●																											
●																											
●																											
●																											
	<table border="1"><tr><td>●</td><td>●</td></tr><tr><td>●</td><td>●</td></tr><tr><td>●</td><td>●</td></tr><tr><td>●</td><td>●</td></tr><tr><td>●</td><td> </td></tr></table>	●	●	●	●	●	●	●	●	●		<table border="1"><tr><td>●</td><td>●</td></tr><tr><td>●</td><td>●</td></tr><tr><td>●</td><td> </td></tr><tr><td>●</td><td> </td></tr><tr><td>●</td><td> </td></tr></table>	●	●	●	●	●		●		●		<div style="border: 1px solid black; width: 100%; height: 100%;"></div>				
●	●																										
●	●																										
●	●																										
●	●																										
●																											
●	●																										
●	●																										
●																											
●																											
●																											







Name: _____

Time: Everyday Events

Directions: Color the most likely time for each event.

1 Jen is going to school.



3:00

8:00

2 Tom is eating dinner.



6:00

10:00

3 Jim is waking up.



7:00

1:00

4 Kim is eating breakfast.



11:00

7:00

5 Ben is eating lunch.



12:00

5:00

6 Jill is making her bed.



8:00

10:00

7 Sam is taking a bath.



2:00

7:00


8 Ann is reading before bed.



8:00

1:00

9 Don comes home.



3:00

10:00

Name _____

-ut family

Spin and Write

Directions: Read the sentences. Color the spinner pictures to match. Use a paperclip spinner to spin a word.

Write the word below.


☆ I made a hut today.

☆ Cut the piece of paper.

☆ The cat has a big gut.

☆ She ate the nut.

☆ The rock jut out.



jut

gut

hut

nut

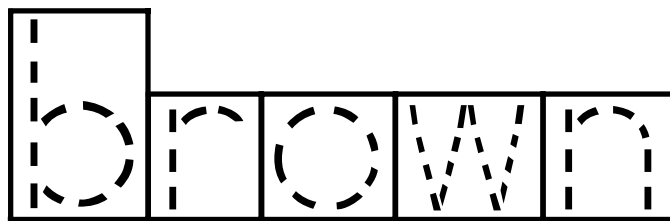
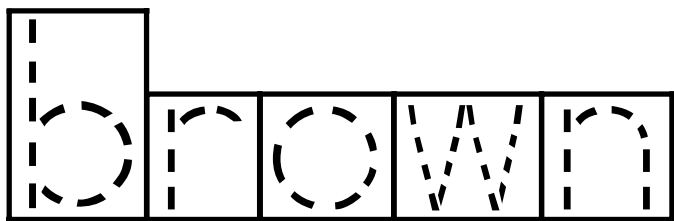
cut


Name: _____


brown


Sight Word Sentences


Trace the sight word. Write the sight word.
Write the missing sight word in each sentence.




He saw a dog. 

He saw a rat. 

He saw a hog. 

He saw a fox. 

He saw a log. 

Name _____

Nouns

Directions: Cut and paste the correct pictures to the correct spots.



Paste Here

person

Paste Here

person

Paste Here

person

Paste Here

place

Paste Here

place

Paste Here

place

Paste Here

thing

Paste Here

thing

Paste Here

thing

Directions: Draw a noun for a person, a place and a thing.


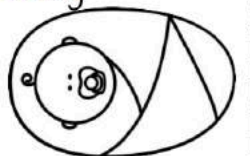
person

place

thing



baby



©Annie Moffatt @ The Moffatt Girls 2015

Name: _____

Comparing Numbers

Directions: Cut and paste the words that make the sentence true.

3 is 6


7 is 2

9 is 5

1 is 10

4 is 8

6 is 5



less than

greater than

less than

greater than


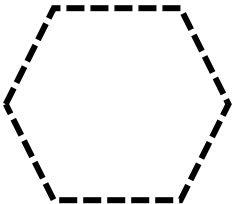
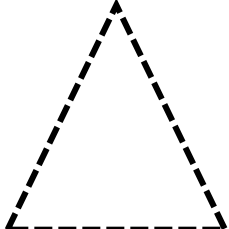






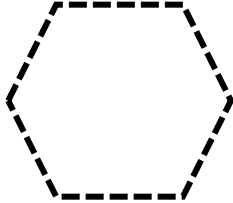

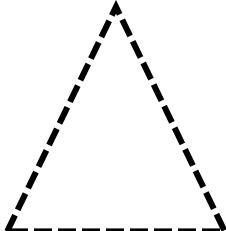
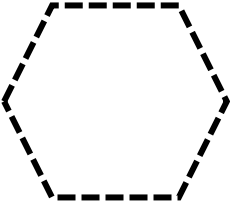

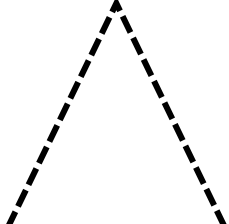
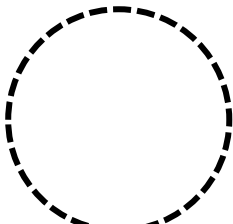
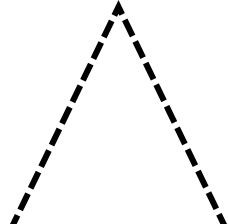

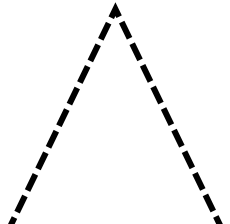





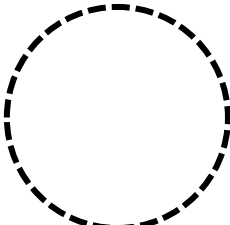

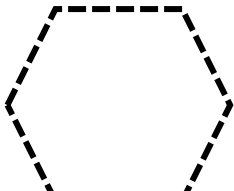



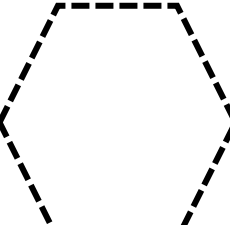
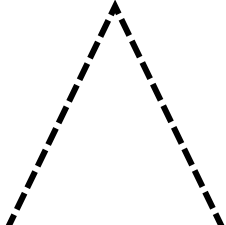


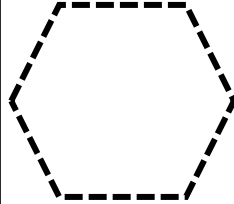

greater than

less than

Name: _____

A Maze of Shapes: Squares


Directions: Trace the squares in the maze from start to finish.

Start						
						
						
						
						
					Finish 	

Name _____

Read and Dot the -um Family Words

Directions: Dot mark the -um family words.



ban fin dot BUM
mad gum job yum
dip CAT bin sum can
sit pad pat hen mat box I had
fad mum bad sad hum bin

Directions: Write six words from the -um family.


1. _____	3. _____	5. _____
2. _____	4. _____	6. _____

Directions: Write two sentences using -um family words.

1. _____

2. _____

Name: _____



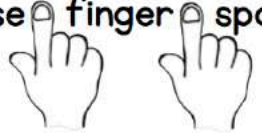
A large empty rectangular box for writing.

I Can...

use a capital letter.

The cat is big.

use finger spaces.




sound out words.

c-a-t = cat

use punctuation.

. ? !

draw a picture.



Today I feel

Three sets of handwriting lines, each consisting of a solid top line, a dashed middle line, and a solid bottom line.

happy



embarrassed



bored



proud



sad



Name: _____

I Can Read Simple Stories!

Directions: Read the story. Highlight the -og family words.
Answer the questions. Write the correct word on the line.



Where is Hog?

Ben has a dog. His name is Hog.

Ben went on a jog with Hog.

He lost Hog. He looked up. He looked down. Then he saw Hog!

He was by the log.

1. What is the dog's name? _____.

Hog Bog Dog

2. What did they go on? _____.

^alog ^ajog ^adog

3. Ben lost his _____.

log fog dog

4. What was Hog by? _____.







^ahog fog ^alog

Name: _____



Count the Pennies Set I

Directions: Color the pennies in each row to show the correct amount.



Name: _____

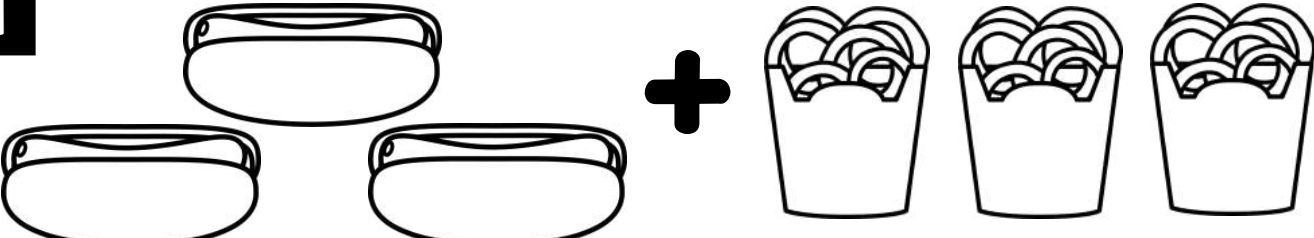


Addition: Count and Add Set 2



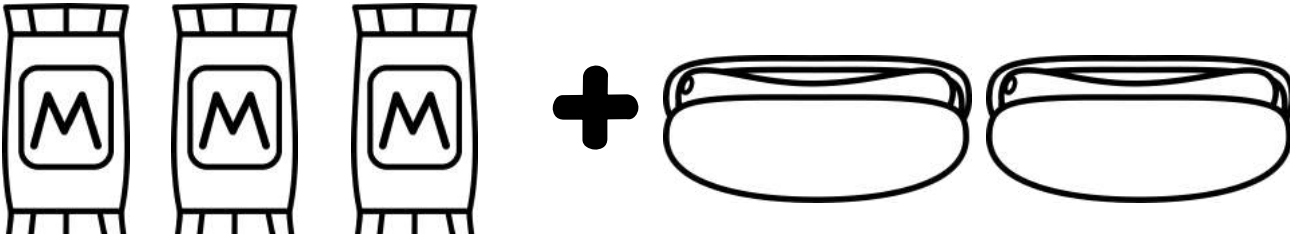
Directions: Add the number of items in each row.
Color the number that matches the total.

1




7
5
6

2




5
4
6

3




8
6
7

4




8
9
10

5



9
8
10

6





7
8
6

Name _____

Find and Record -it Words

Directions: Find the hidden words. Record them in the correct columns.

Real -it Words		Silly -it Words	
1. _____	4. _____	1. _____	4. _____
2. _____	5. _____	2. _____	5. _____
3. _____	6. _____	3. _____	6. _____



git

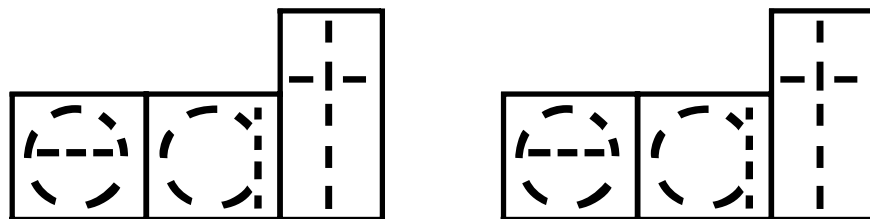
Write a sentence using some of the real words.

Name: _____

eat

Sight Word Sentences

Trace the sight word. Write the sight word.
Write the missing sight word in each sentence.



He will a cob.



He will a sub.



He will a yam.



He will a bun.




He will a nut.



Name _____

Read and Dot the -un Family Words

Directions: Dot mark the -un family words.



bin run ram BUN
tag pan hip lag
tad bad fun man rip
pun kin yam sun get wit pit
mad fin bat dad nun bit

Directions: Write six words from the -un family.

1. _____	3. _____	5. _____
2. _____	4. _____	6. _____

Directions: Write two sentences using -un family words.

1. _____

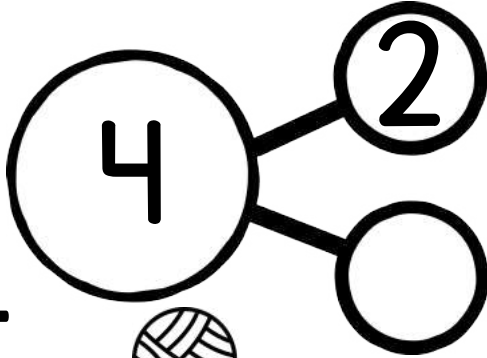
2. _____

Name: _____


Number Bonds: Decomposing Numbers

Directions: Cross out the balls of yarn.
Complete the number bond.

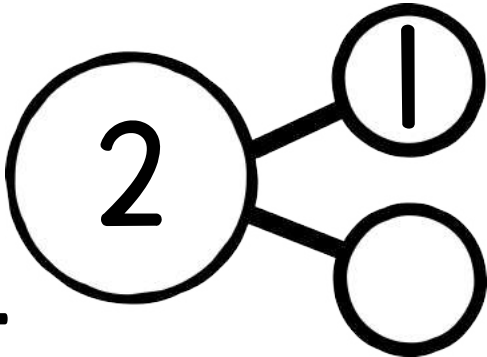
$$\begin{array}{r} 4 \\ - 2 \\ \hline \end{array}$$




$$\begin{array}{r} 3 \\ - 0 \\ \hline \end{array}$$



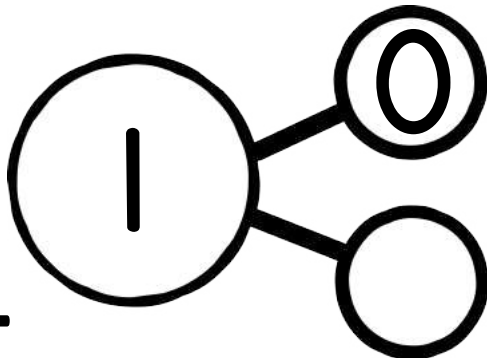
$$\begin{array}{r} 2 \\ - 1 \\ \hline \end{array}$$




$$\begin{array}{r} 5 \\ - 2 \\ \hline \end{array}$$



$$\begin{array}{r} 1 \\ - 0 \\ \hline \end{array}$$











$$\begin{array}{r} 4 \\ - 1 \\ \hline \end{array}$$




Name: _____

Color by Shape: Hen

Directions: Use the color code to color the picture.

 rectangle
 orange
 oval
 yellow
 heart
 red
 triangle
 orange



How many did you color?

 _____  _____  _____  _____

Name _____

-ed
family

CVC Word Search

Directions: Trace each word and find it in the word search.

bed	fed
led	red
wed	ted

T	w	n	a	p	b	c
e	s	t	q	k	x	t
d	q	v	v	w	e	d
v	w	f	r	e	d	b
x	w	g	h	v	r	y
m	l	e	d	l	w	x
z	r	v	j	f	e	d
b	e	d	k	p	y	t

Directions: Read each sentence.
Use an -ed family word to complete each sentence.

likes to ride his bike.


She the way.

My favorite color is .

I always make my .

Sam his dog every day.


Name: _____



Blank writing area for the student's response.

I Can...

use a capital letter.
The cat is big.

use finger spaces.


sound out words.
c-a-t = cat

use punctuation.
. ? !

draw a picture.


My favorite spot in my

house

backyard



living room




bedroom



playroom



kitchen



Name _____

I Can Read Simple Sentences

Directions: Read the words in the Word Bank.

-ot
family

Word Bank

cot

dot

got

hot

lot

not

rot

jot

Directions: Read the sentences. Color the circle that matches the picture.



- The water was hot.
- Did it rot?



- My mom has a pot.
- Jot it down.



- It has a dot on top.
- The cot is white.




- The fish will rot.
- It is too hot.



- The pot was hot.
- Do you see the cot?

Name: _____

Count the Pennies Set 2




Directions: Color the pennies in each row to show the correct amount.



Name: _____

Addition Up to 10

Directions: Count each set. Write how many. Cut and paste the sum.




+



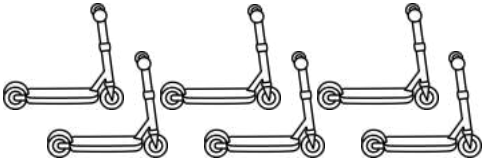
=



+



=



+



=




+



=



+



=

10


9

8

7

6


Name: _____



Large empty box for writing practice.

I Can...

use a capital letter.
The cat is big.

use finger spaces.


sound out words.
c-a-t = cat

use punctuation.
. ? !

draw a picture. 

When I eat ice cream

Handwriting practice lines with dashed midlines.

sundae



cone




cup



float



bowl



Name: _____

The Lab

Complete each sentence with the missing word(s).

There is a lab.

What was in the lab?



1. _____ is a lab.

2. There is _____ lab.

3. There is a _____.

4. There _____ a lab.

5. _____ was in the lab?

6. What _____ in _____ ?

7. _____ was in _____ ?

Name _____

I Can Read it
3 times:



Read and Sequence: The Vet Can Help

Directions: Read the story.

Cut and paste the pictures to show the order of events.



The Vet Can Help

The vet can help my pets.

The vet has a kit that is red and white.

The vet said she can help my black dog.

Look at the vet help my little cat!

The vet can help my pink pig, too!

The End

First,

1

Next,

2

Then,

3

Last

4



Name: _____

Color by the Code Set 3


Directions: Use the color code to color the clocks.



















7:00



8:00





















9:00



Name: _____

Base Ten Blocks: Make a Match


Directions: Cut and paste the base ten blocks to match.

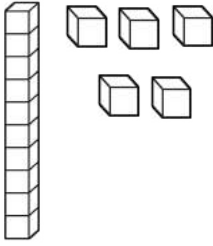
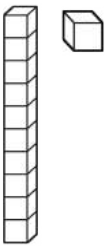
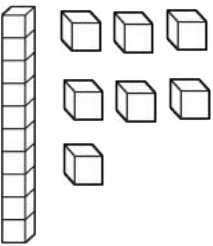
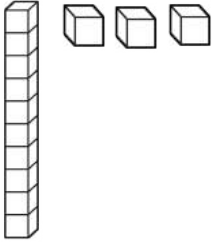
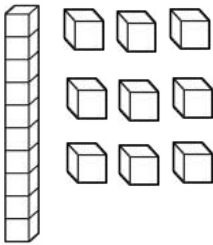
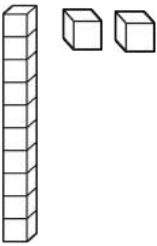
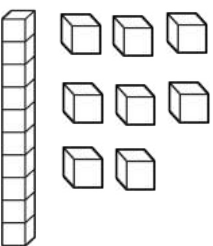
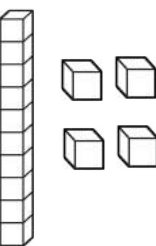
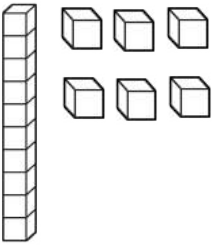
 11		 12		 13	
 14		 15		 16	
 17		 18		 19	

© Annie Moffatt @ The Moffatt Girls 2017

PAGE 11

Week 3: Day 1




				
				

Name: _____

I Can Read Simple Stories!

Directions: Read the story. Highlight the -ot family words.

Answer the questions. Write the correct word on the line.



A Hot Pot

Jan got a new pot today.

The pot got very hot.

The tot saw the dots on the pot.

Jan said "Tot, do not touch the hot pot!"

The tot did not go by the pot.

1. What did Jan get?

_____.

<input type="radio"/> ^a cot	<input type="radio"/> ^a pot	<input type="radio"/> ^a dot
---	---	---

2. The pot got very

_____.

<input type="radio"/> lot	<input type="radio"/> rot	<input type="radio"/> hot
---------------------------	---------------------------	---------------------------

3. What did the tot see on the pot? _____.

<input type="radio"/> cots	<input type="radio"/> pots	<input type="radio"/> dots
----------------------------	----------------------------	----------------------------

4. Jan said, "Do _____ touch the hot pot!"

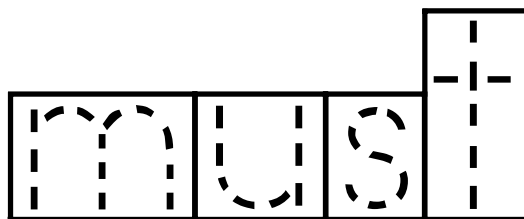
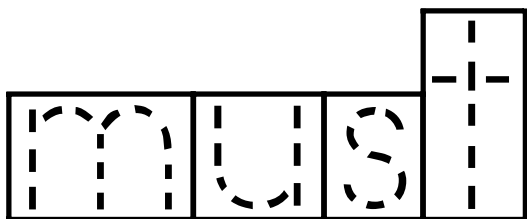
<input type="radio"/> jot	<input type="radio"/> not	<input type="radio"/> cot
---------------------------	---------------------------	---------------------------

Name: _____

must

Sight Word Sentences

Trace the sight word. Write the sight word.
Write the missing sight word in each sentence.



She

--	--	--	--

get a bus.



She

--	--	--	--

get a bin.



She

--	--	--	--

get a pen.



She

--	--	--	--

get a nap.



She

--	--	--	--


get a hug.



Name _____

Read and Dot the -ig Family Words

Directions: Dot mark the -ig family words.



A collection of 25 words in circles, some with a dotted pattern for dot marking. The words are: gap, big, tan, rap, SAT, lap, lit, gig, hid, jig, sap, wig, pig, bit, sad, bet, dig, pad, mad, jam, pig, ban, cat, rig, fan, fig.

Directions: Write six words from the -ig family.

1. _____	3. _____	5. _____
2. _____	4. _____	6. _____

Directions: Write two sentences using -ig family words.


1. _____













2. _____

Name: _____

Comparing Numbers

Directions: Count the dots. Cut and paste the words that make the sentence true.



	is	<input type="text"/>	
	is	<input type="text"/>	
	is	<input type="text"/>	
	is	<input type="text"/>	
	is	<input type="text"/>	
	is	<input type="text"/>	

greater than

less than

greater than

less than



less than

greater than

Name: _____

Addition to Ten

Directions: Solve the problems.
Use the counters to help.



$7 + 2 =$



$5 + 4 =$



$3 + 1 =$



$9 + 1 =$



$1 + 8 =$



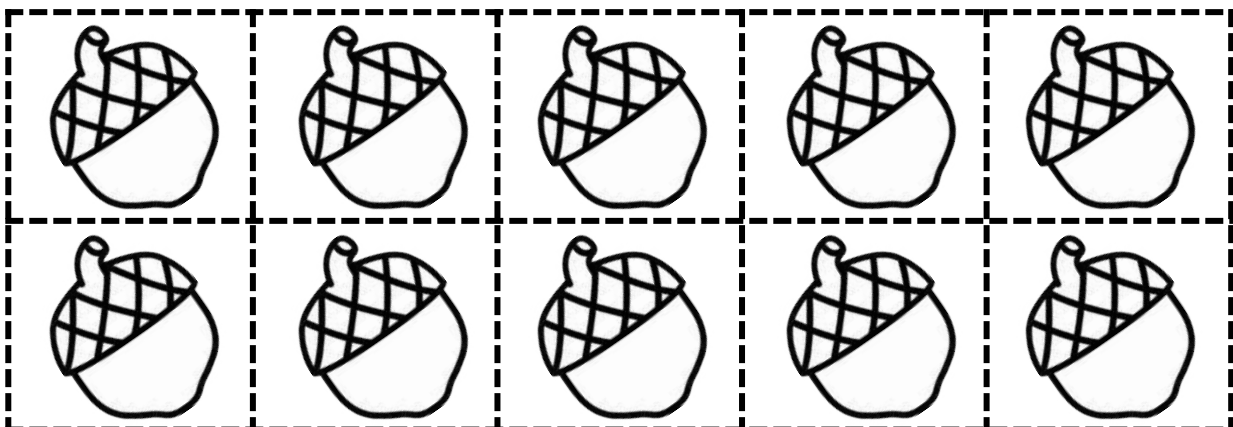
$2 + 7 =$



$10 + 0 =$



$6 + 3 =$



Name _____

-ap
family

Sound it Out!


Directions: Color or dot the beginning, middle and ending sound for each picture.
Read the sentence and write the new word. Color the picture.



m i p
c a n

I need a new


_____.



g o b
n a p

Her teeth have a

_____.



b a p
m e n

We can use a

_____.



n e d
s a p

He took a long

_____.



m a p
s e t

The tree made

_____.

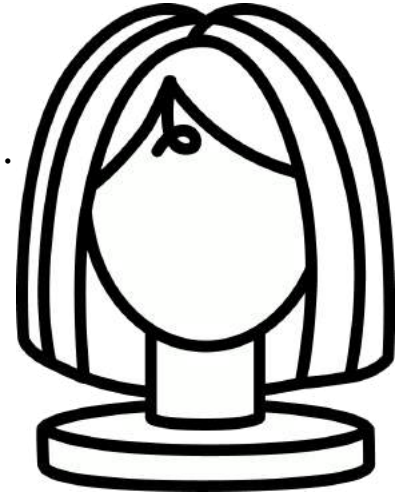
Name: _____

A Wig

Complete each sentence with the missing word(s).

She had a wig.

The wig was brown.



1. _____ had a wig.

2. She had _____ wig.

3. She _____ a wig.


4. She had a _____.

5. _____ wig was brown.

6. The _____.

7. _____ wig _____.


Name: _____



Large empty box for drawing or writing.

I Can...

use a capital letter.
The cat is big.

use finger spaces.


sound out words.
c-a-t = cat

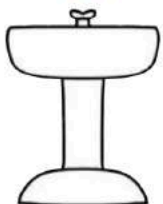
use punctuation.
. ? !

draw a picture. 

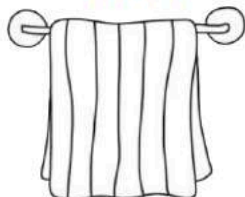
When I wash my hands

Handwriting practice lines with dashed midlines.

sink



towel



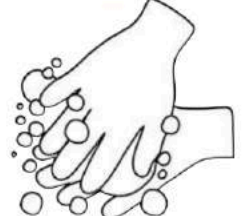
bar of soap



liquid soap



scrub



Name: _____

Number Bonds: Decomposing Numbers

Directions: Cross out the paint brushes.
Complete the number bond.

$$\begin{array}{r} 5 \\ - 1 \\ \hline \end{array}$$

A large circle containing the number 5 is connected by lines to two smaller circles. The top smaller circle contains the number 1, and the bottom smaller circle is empty. Below the number bond are five paintbrushes.

$$\begin{array}{r} 2 \\ - 0 \\ \hline \end{array}$$

A large circle containing the number 2 is connected by lines to two smaller circles. The top smaller circle contains the number 0, and the bottom smaller circle is empty. Below the number bond are two paintbrushes.

$$\begin{array}{r} 3 \\ - 2 \\ \hline \end{array}$$

A large circle containing the number 3 is connected by lines to two smaller circles. The top smaller circle contains the number 2, and the bottom smaller circle is empty. Below the number bond are three paintbrushes.

$$\begin{array}{r} 1 \\ - 1 \\ \hline \end{array}$$

A large circle containing the number 1 is connected by lines to two smaller circles. The top smaller circle contains the number 1, and the bottom smaller circle is empty. Below the number bond is one paintbrush.

$$\begin{array}{r} 4 \\ - 3 \\ \hline \end{array}$$

A large circle containing the number 4 is connected by lines to two smaller circles. The top smaller circle contains the number 3, and the bottom smaller circle is empty. Below the number bond are four paintbrushes.

$$\begin{array}{r} 5 \\ - 3 \\ \hline \end{array}$$

A large circle containing the number 5 is connected by lines to two smaller circles. The top smaller circle contains the number 3, and the bottom smaller circle is empty. Below the number bond are five paintbrushes.

Name _____

I Can Write Riddles I

Directions: Write riddles for the things below.
Have a friend cut and paste the correct answers.

Who am I?

I can _____

I have _____

I am _____

I can _____

I have _____

I am _____

I can _____

I have _____



I am _____

I can _____

I have _____

I am _____

Week 3: Day 3



Name: _____


now


Sight Word Sentences

Trace the sight word. Write the sight word.
Write the missing sight word in each sentence.

now

now

She will nap  .

She will sit  .

She will hop  .

She will beg  .

She will hum  .

Name _____

Find and Record -od Words

Directions: Find the hidden words. Record them in the correct columns.

Real -od Words

Silly -od Words

1.

4.

1.

4.

2.

5.


2.

5.

3.

3.

6.



Write a sentence using some of the real words.

Name: _____

I Can Read Simple Stories!

Directions: Read the story. Highlight the -it family words.

Answer the questions. Write the correct word on the line.

The Fire Pit



Ben and his friends went to a fire pit. They used a kit and lit the fire. They went to sit by the pit but they all did not fit, so they stood.

1. They went to a fire

_____.

hit

pit

fit

2. They used a fire

_____.

kit

hit

bit

3. They went to

_____ by the pit.

fit

hit

sit

4. They all did not

_____.

wit

pit

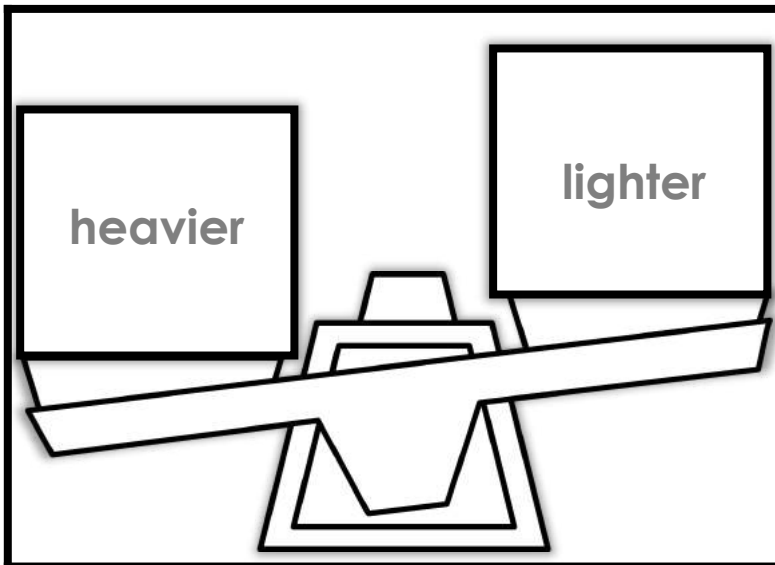
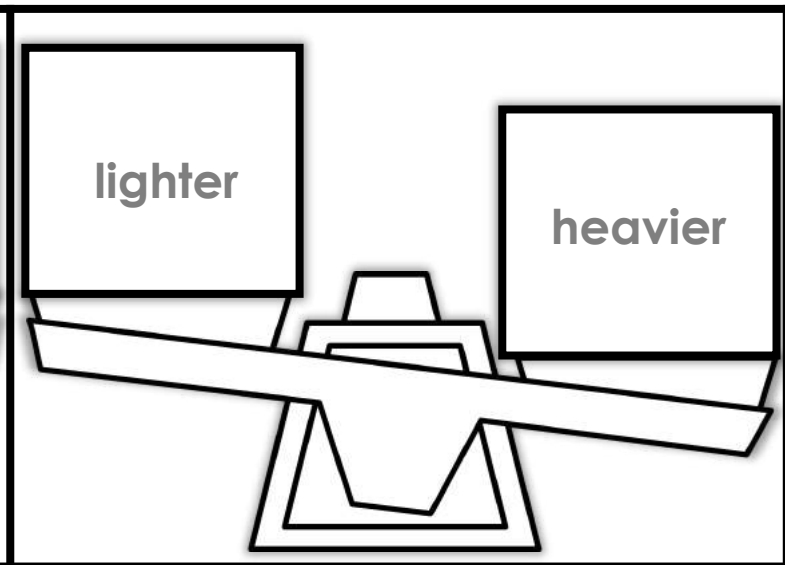
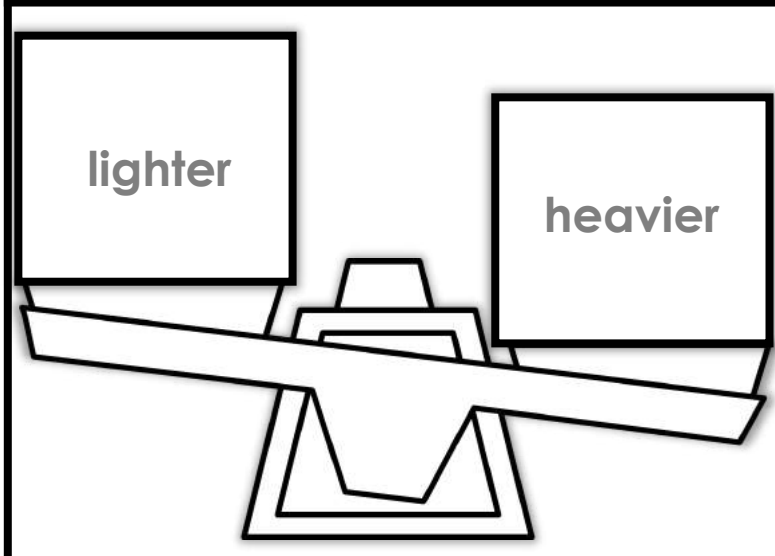
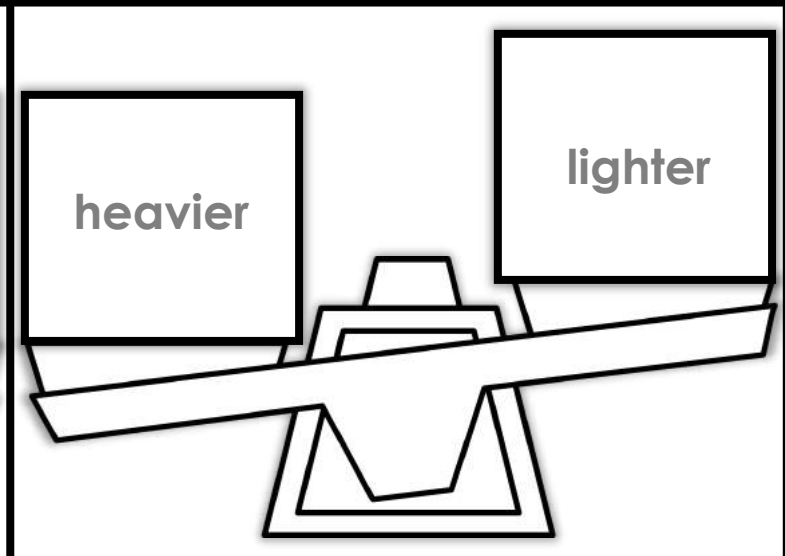
fit


Name: _____

Measurement: Weights

Heavier and Lighter Set 3

Directions: Cut out the objects. Compare two pictures.
Cut and paste to the scales.



Name: _____


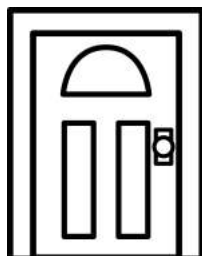
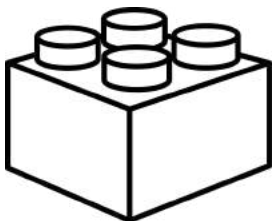

Sorting Flat and Solid Shapes Set 2

Directions: Cut and paste each shape to the correct column.

**FLAT
SHAPES**



**SOLID
SHAPES**




Name _____

-in
family

Sound it Out!


Directions: Color or dot the beginning, middle and ending sound for each picture.
Read the sentence and write the new word. Color the picture.



b i t
c a n

Put the can in a

_____.



t i n
f a d

The fish has a


_____.



p e t
f i n

I got a new

_____.



l i n
t a d

I found tuna in a

_____.



f i n
w e t

He loves to

_____.


Name: _____

We Dug

Complete each sentence with the missing word(s).

The boy dug.

I will help him dig.



1. _____ boy dug.

2. The boy _____.

3. The _____ dug.

4. I will help _____ dig.

5. _____ will help him dig.

6. I _____ dig.

7. _____ will help _____.

Name _____

I Can Read Simple Sentences

Directions: Read the words in the Word Bank.

-ox
family

Word Bank

ox


box

fox

pox

lox

Directions: Read the sentences. Color the circle that matches the picture.



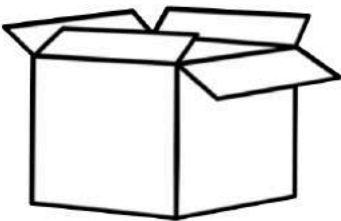
I have a pet ox.

Where is my big box?




Do you eat lox?

Look at the red fox.



How big is the box?

I did not see the fox.



Put it in my lunch box.

I fed the ox.



He has chicken pox.


Have you seen a fox?

Name: _____



Counting to 100 by Tens

Directions: Cut and paste the numbers in order from 10-100.



Week 3: Day 5

© Annie Moffatt @ The Moffatt Girls 2017

60 40 100 80 50

30 90 70 20 10

Name: _____

Spin and Subtract

Spin and Subtract.


$$\begin{array}{r} 10 \\ - \square \\ \hline \end{array}$$

$$\begin{array}{r} 10 \\ - \square \\ \hline \end{array}$$

$$\begin{array}{r} 10 \\ - \square \\ \hline \end{array}$$

$$\begin{array}{r} 10 \\ - \square \\ \hline \end{array}$$

$$\begin{array}{r} 10 \\ - \square \\ \hline \end{array}$$



$$\begin{array}{r} 10 \\ - \square \\ \hline \end{array}$$

$$\begin{array}{r} 10 \\ - \square \\ \hline \end{array}$$

$$\begin{array}{r} 10 \\ - \square \\ \hline \end{array}$$

$$\begin{array}{r} 10 \\ - \square \\ \hline \end{array}$$

$$\begin{array}{r} 10 \\ - \square \\ \hline \end{array}$$

$$\begin{array}{r} 10 \\ - \square \\ \hline \end{array}$$

$$\begin{array}{r} 10 \\ - \square \\ \hline \end{array}$$


Name _____

Compound Words II

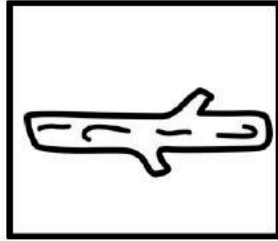
(Cut and Paste)

Directions: Look at the picture at the end of the row.

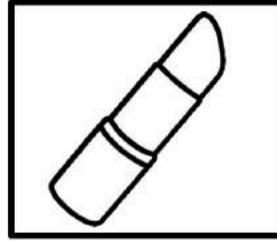
Cut and paste the two pictures that make up that word. Look at the example.



+



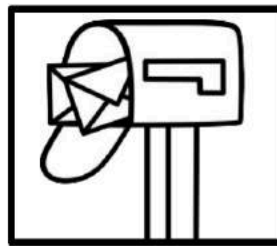
=



+





=



+





=



+




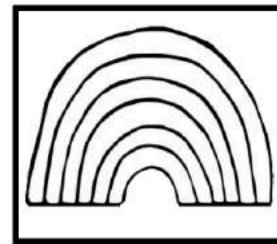
=



+




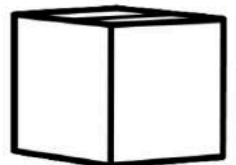

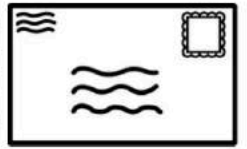


=



+




=



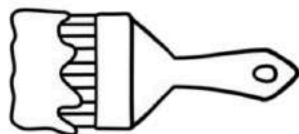
Name _____

I Know my Digraphs (sh)

Directions: Look at the picture. Listen for the digraph. Write the letters in the boxes. Color the rest of the word. Write the word on the lines.




shark



brush



ship



fish



shell



trash




sheep



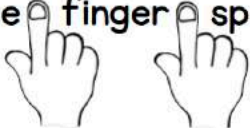
cash

Name: _____



I Can...

use a capital letter.
The cat is big.

use finger spaces.


sound out words.
c-a-t = cat

use punctuation.
. ? !

draw a picture. 

I wish I could ride _____




hot air
balloon




helicopter



boat



ship



rocket

Kindergarten Home Learning #3

© Annie Moffatt @ The Moffatt Girls 2020

Terms of Use:

All rights reserved. Purchase of this item entitles the purchaser the right to reproduce the pages in limited quantities for classroom use only. Duplication for an entire school, an entire school system or commercial purposes is strictly forbidden without written permission from the author.

Copying any part of this product and placing it on the internet in any form (even a personal/classroom website) is strictly forbidden and is a violation of the Digital Millennium Copyright Act (DMCA). These items will be located by Google and traced back to the publishing site.

It is my sincere hope that you enjoy this product and find it helpful! If you have any questions regarding this product, please do not hesitate to contact me.

Annie Moffatt

themoffattgirls@gmail.com

Graphics and Fonts from the Following:

